





# We will be learning...

- How personal devices can personalize and differentiate learning
- How to organize and manage devices
- To plan for utilizing handheld devices





Wednesday, 24 August, 11

If you choose to follow along with the presentation slides, you will find these slides in:

Photos>Abel Resources>

A copy of the “Syncing Ipods for Classroom Use” is there, but it is also posted on the Wiki.






This is your Home Screen. This will appear once you turn your device on.





Tap Photos icon.





Tap Photos icon.





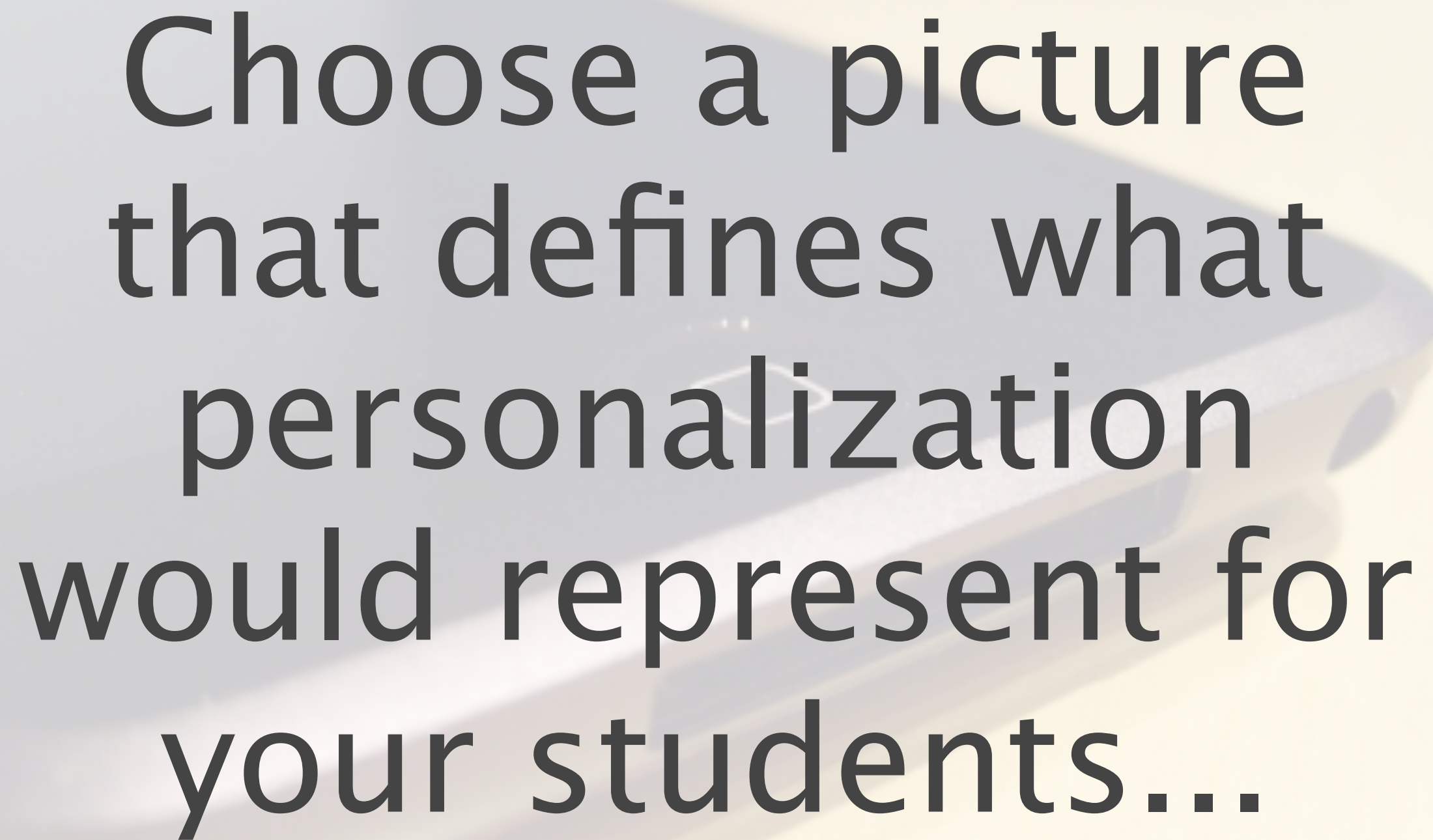
Click on the ABEL 2011 Album.





Click on the ABEL 2011 Album.






Choose a picture  
that defines what  
personalization  
would represent for  
your students...





Tap the first image and flip through 4 images picking one that defines what personalization would represent for your students.







Pair up with someone that has the same (or a complimentary photo), introduce yourself and why you connected to the photo. Be prepared to share with the group

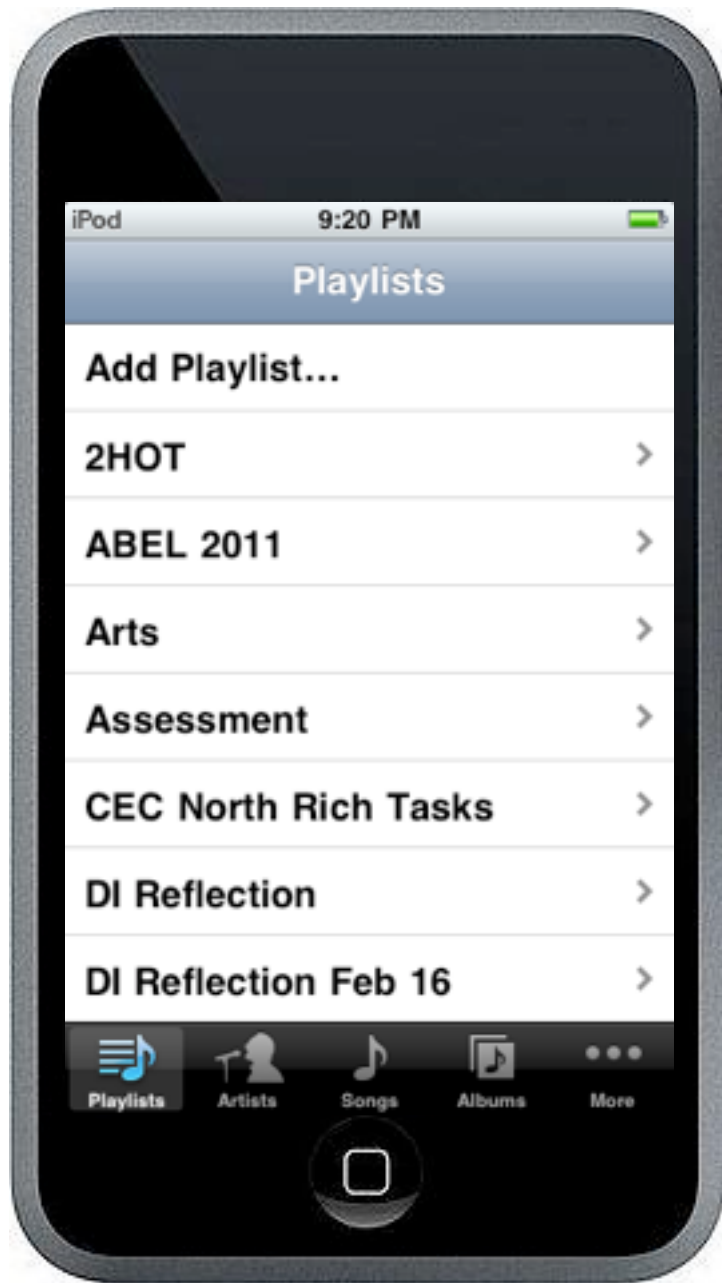


Pair up with someone that has the same (or a complimentary photo), introduce yourself and why you connected to the photo. Be prepared to share with the group

Explain how your photo defines what personalization would represent for your students



## Mental Set



>Playlists>ABEL 2011



## Mental Set



>Playlists>ABEL 2011





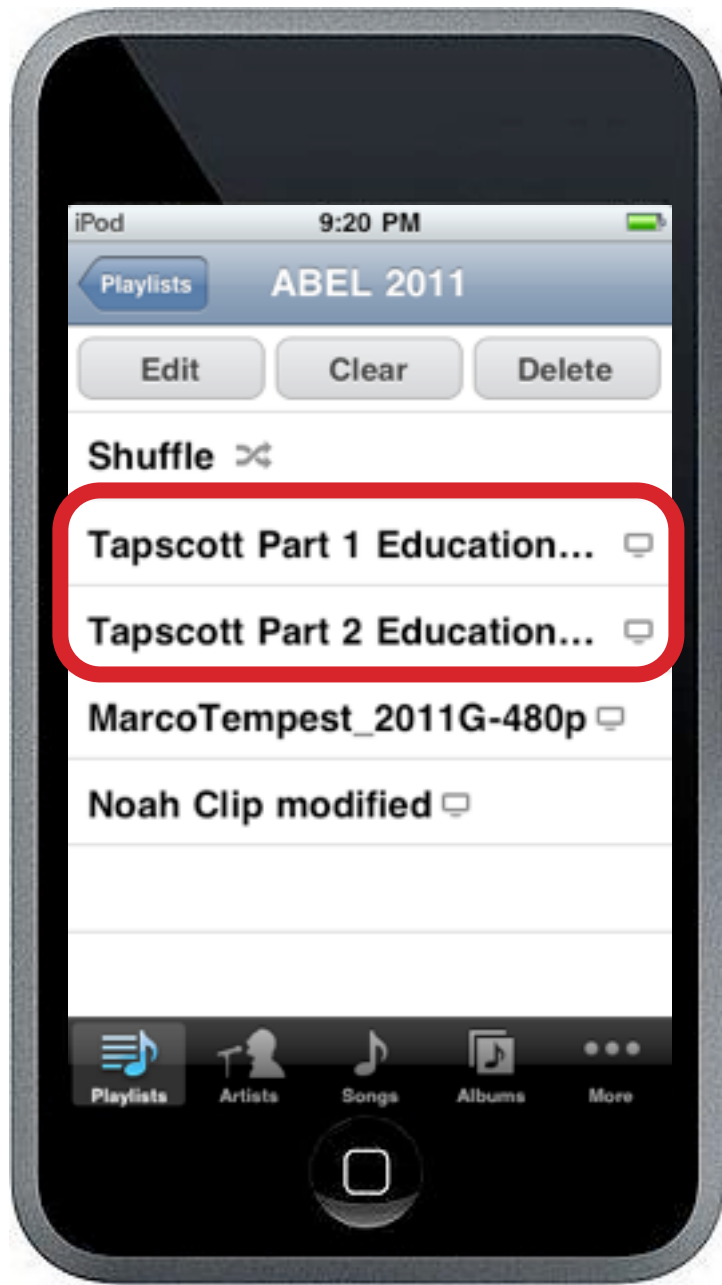
Part 1  
Education 2.0 (5.06 mins) with  
Donald Tapscott



Part 2  
Education 2.0 (7.04 mins) with  
Donald Tapscott



## Mental Set



After viewing, discuss with your partner what would be a definition of personalization (customization) and what it would look like in your classroom.

Be prepared to share your thinking with the whole group.

Wednesday, 24 August, 11

After viewing, discuss with your group which video best represent examples of differentiated instruction.

Definition from participants:

developing tools helping students learn tools now and in the future processes approaches critical thinking communication of ideas moving away from pencil and paper teaching methods have to be personalized for each students engagement tools vs. content skills are evolving need skills to solve problems not filling a vessel it's lighting a fire



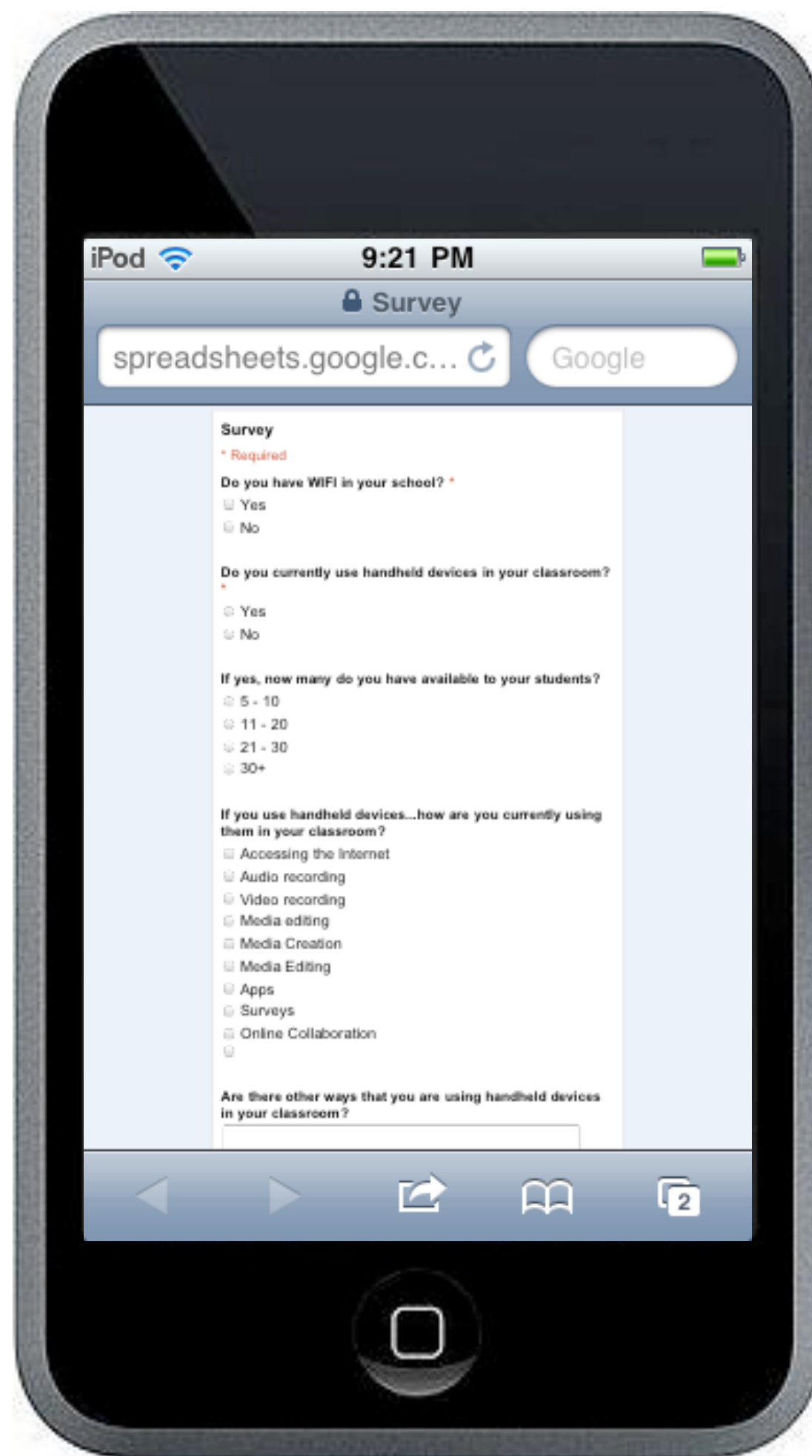


Wednesday, 24 August, 11

## Survey

\* Add a screen capture of the survey....\*









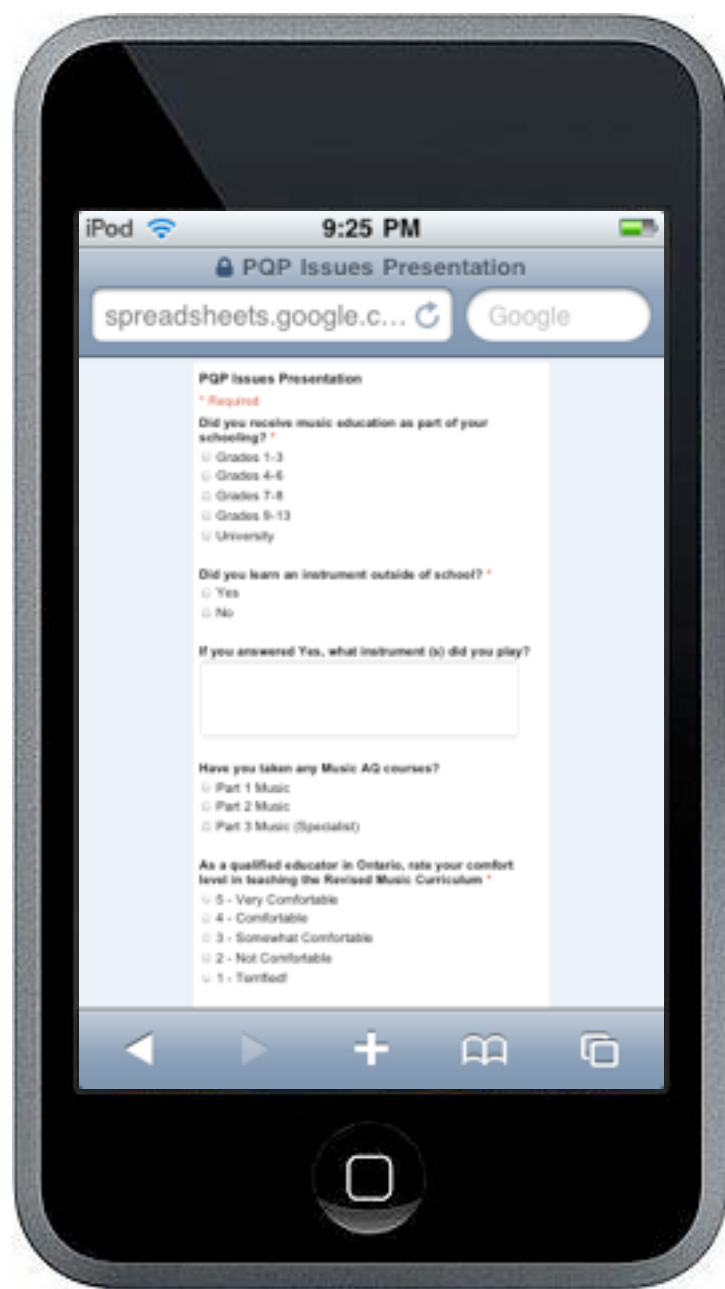
Tap the Survey icon.





Tap the Survey icon.





Complete the survey  
and be sure to press  
“submit” when  
complete.





Wednesday, 24 August, 11

What is personalization...what would it look like?



# Survey Results



Wednesday, 24 August, 11

[https://spreadsheets.google.com/spreadsheet/gform?key=t-7qlt5qMHqog\\_EPKeXmflQ#edit](https://spreadsheets.google.com/spreadsheet/gform?key=t-7qlt5qMHqog_EPKeXmflQ#edit)





Wednesday, 24 August, 11

Over the past three years in Curriculum we have been using iPods in:

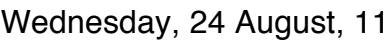
Networks

Customizing content (and modelling DI) in PD sessions for Intermediate teachers

Students – Creating music

Diagnostics (surveys)





Question: How can you use handheld technology in the classroom using the TLC as a planning framework to improve student achievement and critical thinking?





Wednesday, 24 August, 11

One of the most powerful pieces was with:

Surveys (interest, readiness) at beginning, during and end

Flexibility for creating (audio, video etc.)

Opportunities for differentiation


Learning more about our students (bringing the outside world in...)





Wednesday, 24 August, 11

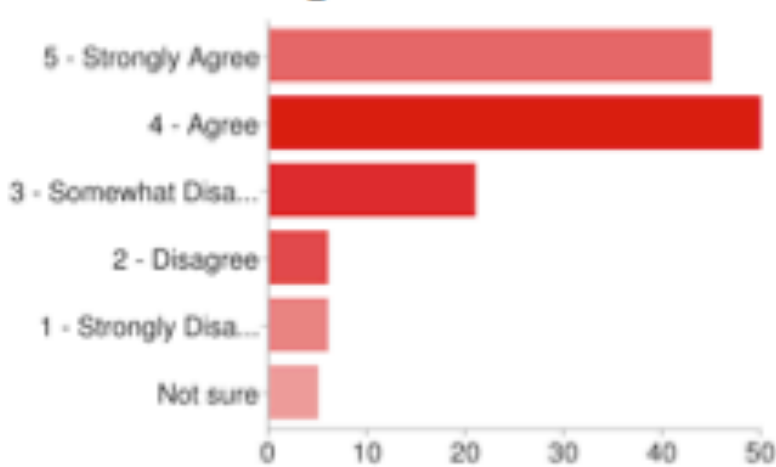




Wednesday, 24 August, 11



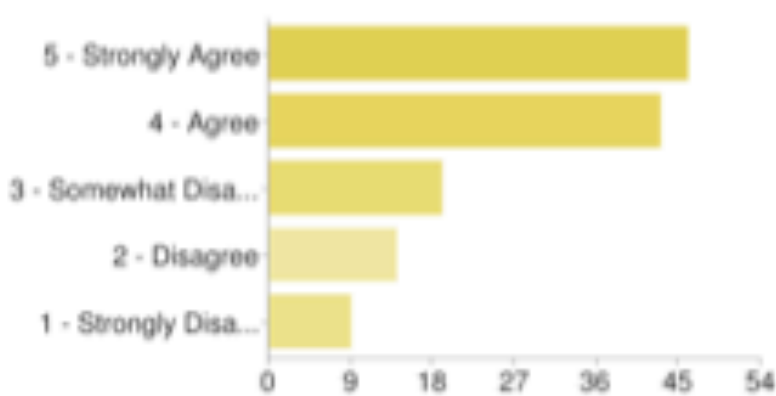
I think that using the iPod Touch will help me learn?



5 - Strongly Agree	45	35%
4 - Agree	50	38%
3 - Somewhat Disagree	21	16%
2 - Disagree	6	5%
1 - Strongly Disagree	6	5%
Not sure	5	4%

People may select more than one checkbox, so percentages may add up to more than 100%.

Knowing that the iPod Touch will be used, I will be more excited about coming to school?

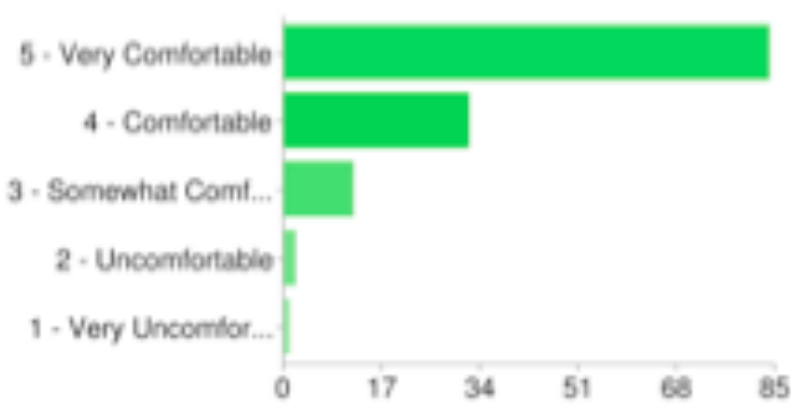


5 - Strongly Agree	46	35%
4 - Agree	43	33%
3 - Somewhat Disagree	19	15%
2 - Disagree	14	11%
1 - Strongly Disagree	9	7%

People may select more than one checkbox, so percentages may add up to more than 100%.



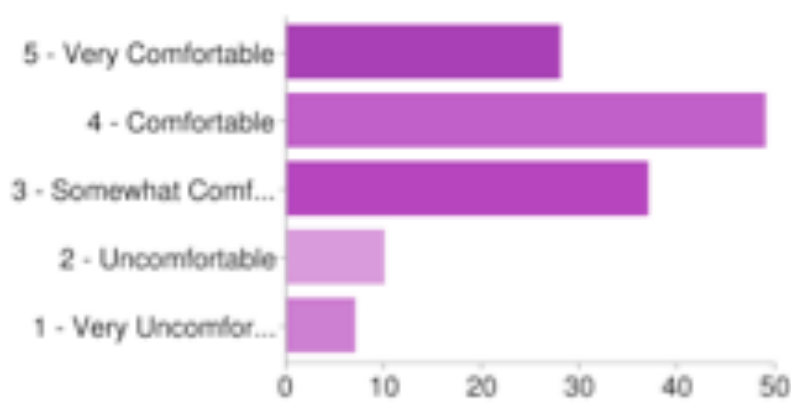
How comfortable are you with using the iPod Touch?



5 - Very Comfortable	84	65%
4 - Comfortable	32	25%
3 - Somewhat Comfortable	12	9%
2 - Uncomfortable	2	2%
1 - Very Uncomfortable	1	1%

People may select more than one checkbox, so percentages may add up to more than 100%.

How comfortable do you think your teacher is with using the iPod Touch?

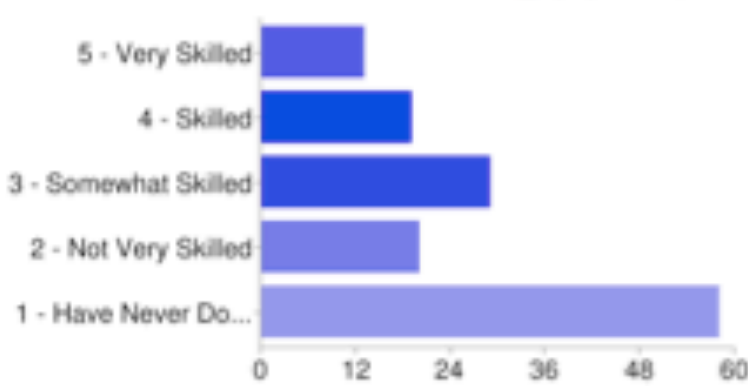


5 - Very Comfortable	28	22%
4 - Comfortable	49	38%
3 - Somewhat Comfortable	37	28%
2 - Uncomfortable	10	8%
1 - Very Uncomfortable	7	5%

People may select more than one checkbox, so percentages may add up to more than 100%.

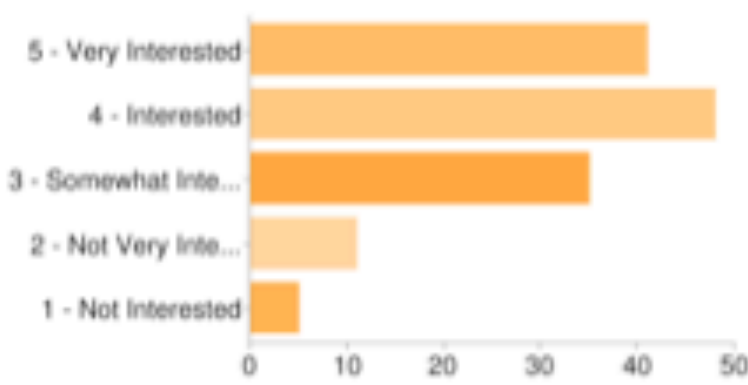


Skill level with video editing (splice, cutting, transitions, adding titles)



5 - Very Skilled	13	9%
4 - Skilled	19	14%
3 - Somewhat Skilled	29	21%
2 - Not Very Skilled	20	14%
1 - Have Never Done This	58	41%

INTEREST in learning about video editing



5 - Very Interested	41	29%
4 - Interested	48	34%
3 - Somewhat Interested	35	25%
2 - Not Very Interested	11	8%
1 - Not Interested	5	4%

Skill level with Photography (composition, lighting, angles, focus etc.)



5 - Very Skilled	18	13%
4 - Skilled	32	23%
3 - Somewhat Skilled	42	30%
2 - Not Very Skilled	38	27%
1 - Have Never Done This	7	5%



Wednesday, 24 August, 11

Model how they can be used.....

- Playlists
- Photos
- Survey
- Apps
- Articles
- PPT
- Collecting information (Google Docs)





Wednesday, 24 August, 11

Model how they can be used.....

- Playlists
- Photos
- Survey
- Apps
- Articles
- PPT
- Collecting information (Google Docs)





Wednesday, 24 August, 11

Model how they can be used.....

Playlists

Photos

Survey

Apps

Articles

PPT

Collecting information (Google Docs)





Wednesday, 24 August, 11

Model how they can be used.....

Playlists

Photos

Survey

Apps

Articles

PPT

Collecting information (Google Docs)





Wednesday, 24 August, 11

Model how they can be used.....

Playlists

Photos

Survey

Apps

Articles

PPT

Collecting information (Google Docs)





Wednesday, 24 August, 11

Model how they can be used.....

Playlists

Photos

Survey

Apps

Articles

PPT

Collecting information (Google Docs)





Wednesday, 24 August, 11

Model how they can be used.....

Playlists

Photos

Survey


Apps

Articles

PPT

Collecting information (Google Docs)





Wednesday, 24 August, 11

<http://www.youtube.com/NoahLach#p/u/0/NTHSVq9EYAE>

What we did not expect...



# BREAK




Wednesday, 24 August, 11

1:30pm – 2:20pm

15 min break

2:45pm- 3:45pm





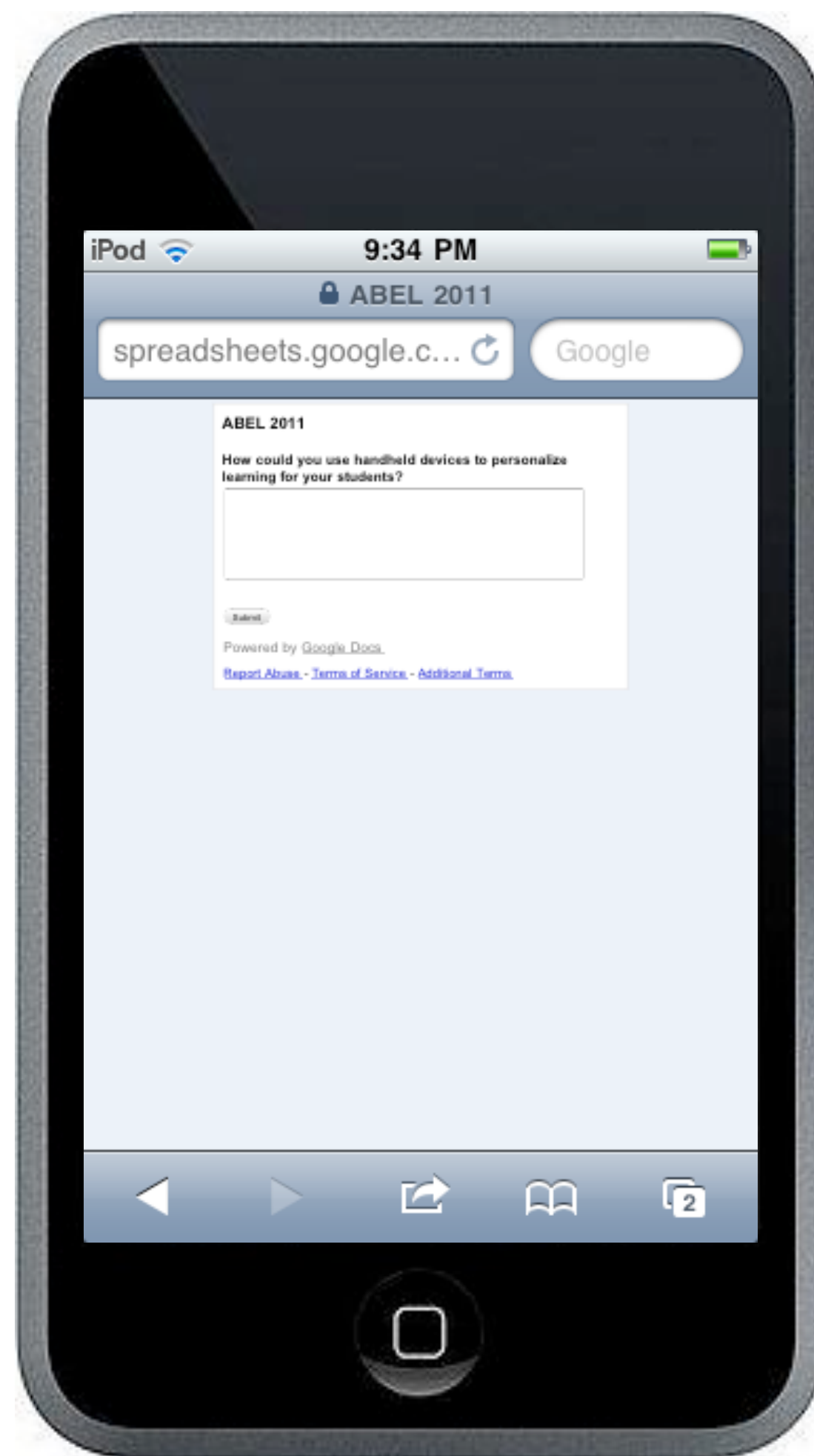
# How could you use handheld devices to personalize learning?

Wednesday, 24 August, 11

Determine one way they could be used

- use iPods to collect resources
- add content to Google Docs
- Kevin collects and syncs them









[goo.gl/MCpD6](https://goo.gl/MCpD6)

Wednesday, 24 August, 11

How could you use them to personalize learning?

Edit Form:

<https://spreadsheets.google.com/spreadsheet/gform?key=0AoFWRGImwOmYdDVPdINzZnZLU3I3ZWVrcVJ3cUNod0E&hl=en#edit>

Form:

<https://spreadsheets.google.com/spreadsheet/viewform?formkey=dDVPdINzZnZLU3I3ZWVrcVJ3cUNod0E6MQ>

<http://goo.gl/MCpD6>



# Logistics



Wednesday, 24 August, 11

## Nuts and Bolts

### Suggestions...

1. Initial set-up: Create and account...school P card...generic e-mail...who will be the keeper of the password?
2. Initial syncing....
3. Setting up libraries (option>click on iTunes icon)

If you are using Windows, hold down the Shift key and from the **Start** menu and choose **All Programs > iTunes > iTunes**.

4. Engraving/Wallpaper
5. Norms... main screen/engraving
6. Managing files...syncing apps...syncing content... 1 machine...external harddrive



